

Patient Information Sheet – 2R3

Simple Wrist Fracture

What do I need to know?

What is my diagnosis?

You have fractured (broken) your wrist bone. The type of injury you have suffered is very common - hundreds of people have this injury each year in Lothian. Almost all of these injuries heal fully **without the need for any intervention or surgery**. You should have been provided with a wrist splint.

What happens next?

- Your X-rays and notes will be checked by a Consultant Orthopaedic Surgeon

If nothing further is needed, we will not contact you

- If any other treatment or assessment is needed we will contact you by telephone or post
- Please make sure the Emergency Department/Minor Injury Unit reception staff have your mobile and home phone numbers
- Occasionally you will receive a telephone consultation or fracture clinic appointment.

What can I expect during my recovery?

- The injury will heal over the course of **6 weeks** but you may have some aching for up to **3 months**
- Move your fingers as much as possible – you should be able to **make a fist within 2 weeks**
- The splint provides comfort but doesn't need to hold the bones tightly together
- The splint can be removed when washing and can be taken off to allow gentle movements
- Most patients wear the splint for **four to six weeks** and stop wearing it altogether once their pain improves
- Regaining a full range of movement as soon as possible will speed up your recovery
- Perform the exercises on the next page
- Most people return to desk work by **2 weeks**, but manual work may not be possible for **6 to 8 weeks** depending on your symptoms
- There is **no specific time you can drive again**. It is **illegal** to drive when wearing a sling, splint, cast, or moonboot. As you recover, it is your legal responsibility to be certain before you return to driving that you are able to control your vehicle normally and safely.

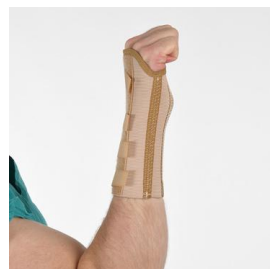
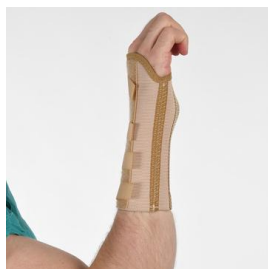


Patient Information Sheet – 2R3

Simple Wrist Fracture

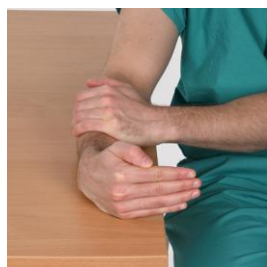
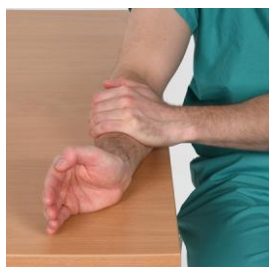
What do I need to know?

Key exercises (3 times a day)



Finger movements

- Bend your knuckles fully then tuck in your fingers before making a full fist.



Wrist movements

- When the pain has settled, remove the splint and start to bend and straighten your wrist

What if I have a problem?

Very occasionally some patients have difficulties with ongoing pain or stiffness. If you have any issues beyond **three months** after injury, please contact us on the details below.

Get in touch

Please get in touch via our trauma email if you have queries about your injury:

traumaenquiriesRIE@nhslothian.scot.nhs.uk

If you do not receive a reply after 3 working days call our Monday-Friday helpline (8am-4pm):
0131 242 3410

Urgent issues

Please call the department where you were initially seen about your injury:

- **RIE Minor Injuries Unit:** 0131 242 3942 (8am- midnight, if after midnight contact RIE Emergency Department 0131 242 1300)
- **WGH Minor Injuries Clinic:** 0131 536 3468 (9am-8:30pm)
- **SJH Emergency Department:** 01506 523 011 (24 hours)